

Welcome to Grade 5 (Div. 1)

Ms. Williams and Mrs. Ellison, Room 164

Your Teachers

Ms. Williams

Teaches M, W, F

Teaches:

Language Arts, Math,
Social Studies, French,
Fine Arts, Applied
Design, Skills and
Technology (ADST)



Mrs. Ellison

Teaches T, Th

Teaches:

Language Arts, Math,
ADST, Careers, Health,
and technology for use
in all subjects



Science Switch

Mrs. Hillier



Mrs. Hillier will be teaching Science this year.

Letter to Parents

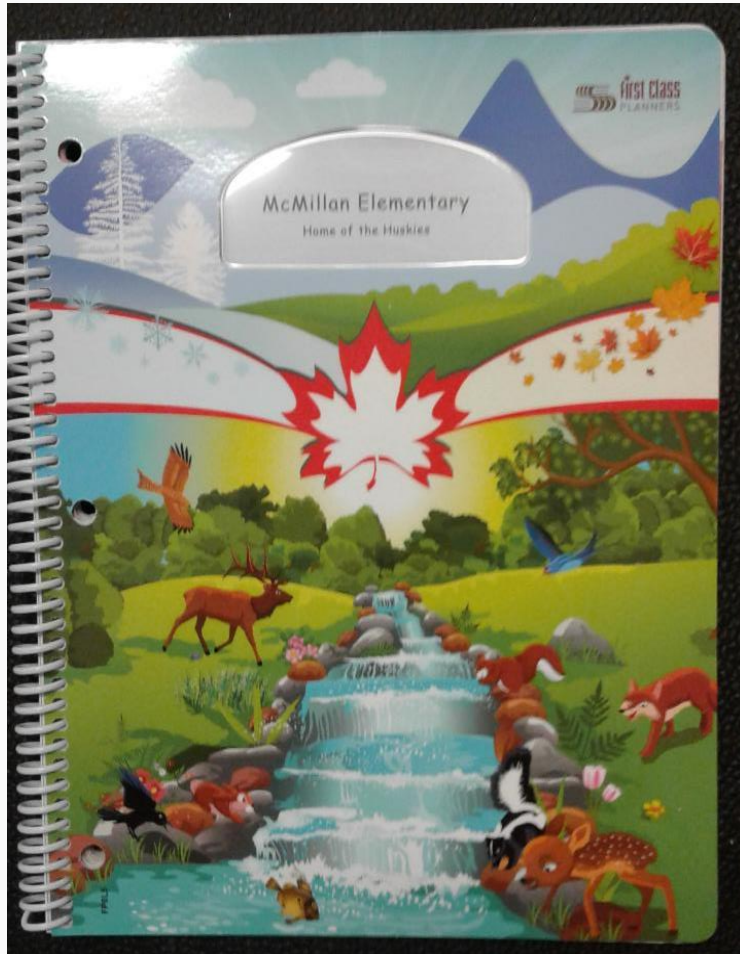
Please check out this updated version of the letter that was recently sent home regarding learning themes this term and information about planners, homework, criteria and schedules.

(Book exchange time changed.)

September 27, 2021

Dear Parents/Guardians:

Welcome to another school year! We look forward to an exciting year of learning. It is a joy and privilege to teach your lovely children.

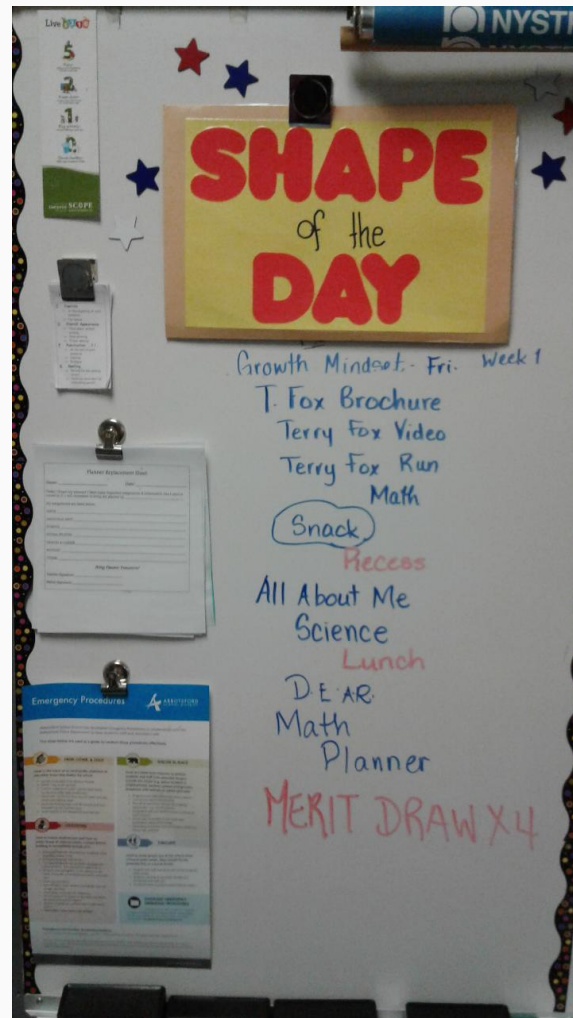


Planners

- Students record all the information from the teacher planner displayed on the TV before leaving each day. If they are finished something that is recorded we have asked that they put a check mark ☒ or write 'done' beside the assignment, then you know what we are working on at school.
- There should always be something recorded in the planner unless it is a holiday or Pro D day (planner entries should never be blank).
- Parents, please initial children's planners each day when they show the planner to you.
- Tests will also be sent home. Please initial the tests and have students return them to school on time.

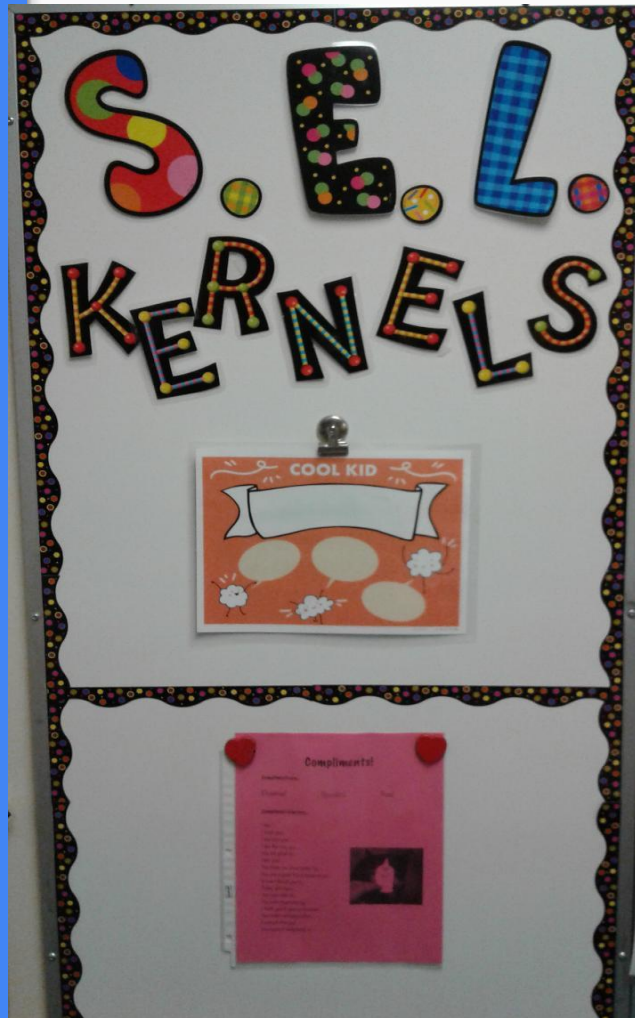
Shape of the Day

Each morning we post the Shape of the Day on the board so that students can prepare for what will be taught that day.




Social Emotional Learning (SEL)


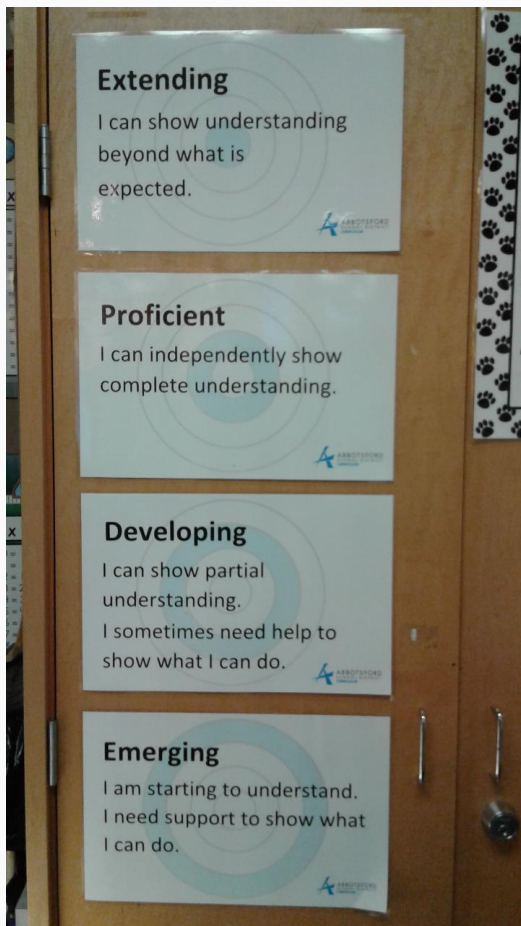
- Cool Kids
- Growth Mindset with calming music in the mornings for reflection
- Mindfulness videos and strategies for students to use when needed




GROWTH MINDSET JOURNAL



Name: _____
Teacher: _____
School Year: _____



Some classroom views



Plants and sink area




School expectations and French board



Looking towards the back of the room, so you see how it looks for the students.




Panorama view of the front of our classroom. (The wall isn't really curved!)



Seesaw and Google Classroom

As you know, we will be using **Seesaw** and **Google Classroom** this year on a regular basis for sharing materials, assignments, and work. Students have been shown how to access and use these resources in class, and will get more lessons throughout the year. We have stressed the importance of our digital footprints and online safety, and reviewed the district code of conduct for student use before we began. Students have signed the agreements at school, if they didn't already do so with you at home.



Seesaw and Google Classroom

[Introduction letter for Seesaw](#) - explains how to connect and why we use Seesaw.

[PDF of a handout that explains Google Classroom](#). Parents should not be logging in as their child. Students log in to do their work – if you wish to see your child's work then please ask them to login and share it with you. You, as a parent, if you accepted the parent invitation, will get a summary of assignments and can ask your child for more information. Students see all content, and parents should ONLY be accessing a summary of THEIR OWN CHILD's work.

Contacts:

The best way to contact us is darla.williams@abbyschools.ca; clare.ellison@abbyschools.ca or directly through Seesaw. For Science specific questions you may also reach jennifer.hillier@abbyschools.ca

School website: <https://mcmillan.abbyschools.ca/>

Invites were sent (to email addresses on file) for you to join Seesaw and Classroom as parents already. Please [email Mrs. Ellison](#) if you have not received these already.

We look forward to teaching your lovely children this year and connecting with you at Parent Conferences in October!

